

Response Summary

Total Started Survey: 54
Total Completed Survey: 54 (100%)

PAGE: THE ULTIMATE INSPECTION COMPANY






1. The education or credential level of a home inspector. Create Chart Download			
		Response Percent	Response Count
Not important		0.0%	0
Slightly important		3.7%	2
Moderately important		5.6%	3
Very important		66.7%	36
Most important		24.1%	13

2. The experience level of the inspector (# of inspections completed). Create Chart Download			
		Response Percent	Response Count
Not important		0.0%	0
Slightly important		3.8%	2
Moderately important		3.8%	2
Very important		69.8%	37
Most important		22.6%	12

3. How long the inspector or company has been in business. Create Chart Download			
		Response Percent	Response Count
Not important		0.0%	0
Slightly important		7.4%	4
Moderately important		33.3%	18
Very important		50.0%	27
Most important		9.3%	5






4. How fast the inspection is completed.

[Create Chart](#) [Download](#)

		Response Percent	Response Count
Not important		16.7%	9
Slightly important		22.2%	12
Moderately important		38.9%	21
Very important		20.4%	11
Most important		1.9%	1




5. The price of the inspection.

[Create Chart](#) [Download](#)

		Response Percent	Response Count
Not important		1.9%	1
Slightly important		3.8%	2
Moderately important		60.4%	32
Very important		30.2%	16
Most important		3.8%	2




6. The reporting method (narrative, check boxes, pictures).

[Create Chart](#) [Download](#)

		Response Percent	Response Count
Not important		0.0%	0
Slightly important		0.0%	0
Moderately important		9.4%	5
Very important		71.7%	38
Most important		18.9%	10





7. The delivery time of the report (when you receive report).

[Create Chart](#) [Download](#)

		Response Percent	Response Count
Not important		0.0%	0
Slightly important		0.0%	0
Moderately important		9.3%	5
Very important		61.1%	33
Most important		29.6%	16






8. The quantity and quality of the inspector's tools like moisture meters, infrared camera, amp meter, etc.

[Create Chart](#) [Download](#)

		Response Percent	Response Count
Not important		0.0%	0
Slightly important		3.7%	2
Moderately important		18.5%	10
Very important		46.3%	25
Most important		31.5%	17

9. The ability to provide other services such as WDO, Mold, Wind Mitigations, 4 Points, etc.

[Create Chart](#) [Download](#)

		Response Percent	Response Count
Not important		3.7%	2
Slightly important		9.3%	5
Moderately important		18.5%	10
Very important		55.6%	30
Most important		13.0%	7